

**Sathen Theiven**



+1 647 299 3496



sathen@abmcatalyst.com

*Where Innovation Meets The Road*



**CATALOG 351**



**4 LED and Incandescent Lights**

- 4 Clearance Light
- 12 Stop, Tail, Turn, Back-up Lights
- 22 Double-Face Lights
- 24 Dome Lights
- 25 Add-on Accessories
- 26 License Plate Lamps
- 28 Trailer and Combination Lights
- 31 Identification Light Bars
- 31 License Plate Modules
- 32 Light Bar Sets

**34 Reflective and Warning Products**

- 34 Conspicuity Tapes
- 35 Reflectors
- 36 Warning LED Lights

**44 Light Components**

- 44 Bezels, Guards, Bases, Mounting Brackets and Grommets

**46 Electrical Accessories**

- 46 Junction Boxes
- 47 Trailer Connectors
- 50 Trailer Wiring
- 52 Electrical Wiring
- 56 Connectors
- 61 Solenoids, Circuit Breakers and Terminal Blocks
- 62 Pilot Lights and Rocker Switches
- 63 Toggle Switches
- 65 Cable Ties and Clamps
- 66 Cable Protectors

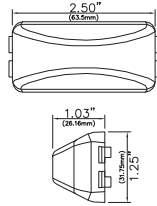
# LED AND INCANDESCENT LIGHTS



## CLEARANCE LIGHT

1 1/4" x 2 1/2"

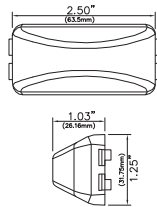
### LED



◀ **701-341**  
Red

◀ **701-343**  
Amber

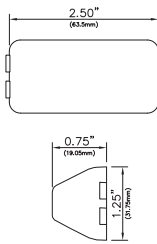
- ▶ 3 square diodes
- ▶ Sealed lens
- ▶ Requires 702-901 style plug



◀ **702-411**  
Red

◀ **702-413**  
Amber

- ▶ 6 diodes
- ▶ Sealed lens
- ▶ Requires 702-901 style plug



◀ **702-121**  
Red

◀ **702-123**  
Amber

◀ **702-125**  
Clear

### Incandescents

- ▶ Sealed lens
- ▶ Requires 702-901 style plug

#### Base



**702-128**  
Chrome finish  
With screws and seal

#### Plugs



**702-901**  
90° Angle  
2-wire plug



**702-902**  
90° Angle  
2-wire plug

#### Roll of Plugs



See p.45 for more wiring options

### Components for 1 1/4" x 2 1/2" Lights

- ▶ For more accessories, see pages 44 and 45



# LED AND INCANDESCENT LIGHTS

## CLEARANCE LIGHT

### 1" x 4"

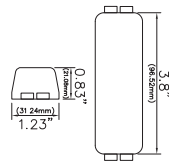
#### LED

- ▶ 4 square diodes
- ▶ Sealed lens
- ▶ Connection on base (base sold separately)

**701-351** ▶  
Red



**701-353** ▶  
Amber

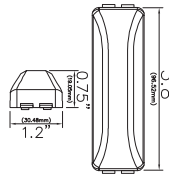


- ▶ 12 diodes
- ▶ Sealed lens
- ▶ Connection on base (base sold separately)

**702-421** ▶  
Red



**702-423** ▶  
Amber



#### Incandescents

- ▶ Sealed lens
- ▶ Connection on base (base sold separately)

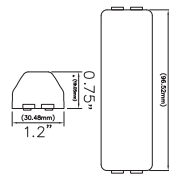
**702-131** ▶  
Red



**702-133** ▶  
Amber



**702-135** ▶  
Clear



### Components for 1" x 4" Lights

- ▶ For more accessories, see pages 44 and 45

#### Bases



**702-137**  
Black finish  
2 wires



**702-138**  
Grey finish  
1 wire



**702-139**  
Chrome finish  
1 wire

### 3/4" x 4"

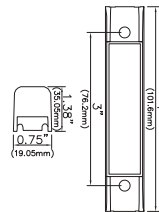
#### LED

- ▶ 7 diodes
- ▶ Sealed lens
- ▶ 2-wire direct wiring molded connectors 0,180"

**701-401** ▶  
Red



**701-403** ▶  
Amber



- ▶ 7 diodes
- ▶ Sealed clear lens
- ▶ 2-wire direct wiring molded connectors 0,180"

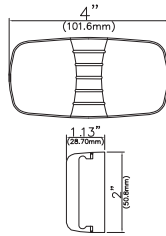
**701-411** ▶  
Red ●



**701-413** ▶  
Amber ●



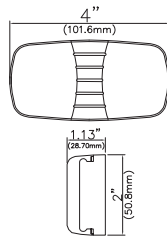
## CLEARANCE LIGHT



◀ 702-401  
Red



◀ 702-403  
Amber



◀ 702-101  
Red



◀ 702-103  
Amber



◀ 702-105  
Clear

2" x 4"

### LED

- ▶ 13 diodes
- ▶ Sealed lens
- ▶ 1-wire direct wiring

### Incandescents

- ▶ 1-wire direct wiring

### Protector



702-108  
Chrome finish



◀ 701-361  
Red



◀ 701-362  
Red



◀ 701-363  
Amber



◀ 701-364  
Amber



◀ 701-365  
Clear



◀ 701-366  
Green



◀ 701-367  
Blue

3/4"

### LED

- ▶ 3 diodes
- ▶ P2PC Sealed lens
- ▶ 2-wire wiring with molded connectors 0,180"

### Components for 3/4" Lights

#### Grommet



701-368  
Rubber

#### Bezel



701-369  
Chrome finish



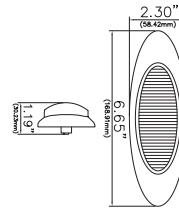
# LED AND INCANDESCENT LIGHTS

## CLEARANCE LIGHT

2 1/4" x 6 3/4"

### LED

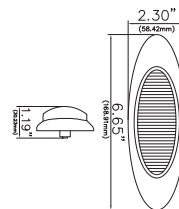
- ▶ 4 diodes
- ▶ Chrome-finished bezel
- ▶ Requires 702-901 style plug



- ▶ 4 diodes
- ▶ Clear lens
- ▶ Chrome-finished bezel
- ▶ Requires 702-901 style plug



- ▶ 16 diodes
- ▶ Chrome-finished bezel
- ▶ Requires 702-901 style plug



- ▶ 16 diodes
- ▶ Clear lens
- ▶ Chrome-finished bezel
- ▶ Requires 702-901 style plug



### Components for 2 1/4" x 6 3/4" Lights

- ▶ For more accessories, see pages 44 and 45

#### Bezel



**702-489**  
Chrome finish

#### Plugs



**702-901**  
90° Angle  
2-wire plug



**702-902**  
90° Angle  
2-wire plug

#### Roll of Plugs



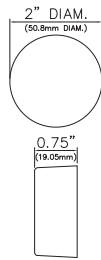
See p.45 for more wiring options



## CLEARANCE LIGHT

2"

### LED

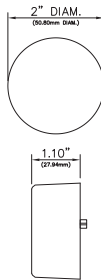


◀ 701-301  
Red



◀ 701-303  
Amber

- ▶ 3 square diodes
- ▶ Sealed lens
- ▶ Requires 702-901 style plug



◀ 702-431  
Red



◀ 702-433  
Amber

- ▶ 9 diodes
- ▶ Sealed lens
- ▶ Requires 702-901 style plug

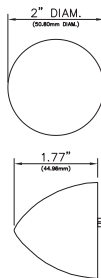


◀ 701-501  
● Red



◀ 701-503  
● Amber

- ▶ 9 diodes
- ▶ Sealed clear lens
- ▶ Requires 702-901 style plug



◀ 702-435  
Red



◀ 702-437  
Amber

- ▶ 9 diodes
- ▶ Sealed beehive-style lens
- ▶ Requires 702-901 style plug



# LED AND INCANDESCENT LIGHTS

## CLEARANCE LIGHT

2"

### Incandescent Kits

- ▶ Includes light, grommet and plug
- ▶ Sealed lens

**702-141** ▶  
Red  
702-151  
702-158  
702-901



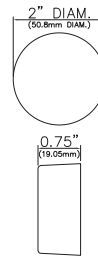
**702-143** ▶  
Amber  
702-153  
702-158  
702-901



### Incandescents

- ▶ Sealed lens
- ▶ Requires 702-901 style plug

**702-151** ▶  
Red



**702-153** ▶  
Amber



### Components for 2" Lights

- ▶ For more accessories, see pages 44 and 45

#### Bezels



**702-501**  
Without visor  
Chrome finish  
Screws (Stainless)



**702-503**  
With visor  
Chrome finish  
Screws (Stainless)

#### Rubber Grommets



**702-158**  
Open  
Rubber



**702-159**  
Closed  
Rubber

#### Plugs



**702-901**  
90° Angle  
2-wire plug



**702-902**  
90° Angle  
2-wire plug

#### Roll of Plugs



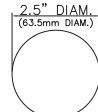
See p.45 for more wiring options



## CLEARANCE LIGHT

2 1/2"

### LED

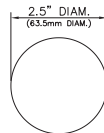


◀ **701-311**  
Red



◀ **701-313**  
Amber

- ▶ 4 square diodes
- ▶ Sealed lens
- ▶ Requires 702-901 style plug



◀ **702-441**  
Red



◀ **702-443**  
Amber

- ▶ 13 diodes
- ▶ Sealed lens
- ▶ Requires 702-901 style plug

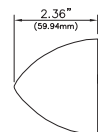
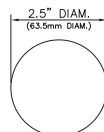


◀ **701-511**  
Red



◀ **701-513**  
Amber

- ▶ 13 diodes
- ▶ Sealed clear lens
- ▶ Requires 702-901 style plug



◀ **702-445**  
Red



◀ **702-447**  
Amber

- ▶ 13 diodes
- ▶ Sealed beehive-style lens
- ▶ Requires 702-901 style plug



# LED AND INCANDESCENT LIGHTS

## CLEARANCE LIGHT

2 1/2"

### Incandescent Kits

- Includes light with sealed reflector lens, grommet and plug

**702-161** ▶

Red

702-171

702-178

702-901



**702-163** ▶

Amber

702-173

702-178

702-901



### Incandescents

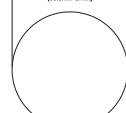
- Sealed reflector lens
- Requires 702-901 style plug

**702-171** ▶

Red



2.5" DIAM.  
(63.5mm DIAM.)



**702-173** ▶

Amber



0.67"  
(17.02mm)



### DEL

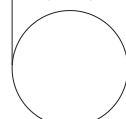
- Sealed reflector lens
- Requires 702-901 style plug

**701-371** ▶

Red



2.5" DIAM.  
(63.5mm DIAM.)



**701-373** ▶

Amber



0.67"  
(17.02mm)



### Components for 2 1/2" Lights

- For more accessories, see pages 44 and 45

#### Bezels



**702-511**

Without visor  
Chrome finish  
Screws (Stainless)



**702-513**

With visor  
Chrome finish  
Screws (Stainless)

#### Rubber Grommets



**702-178**

Open  
Rubber



**702-179**

Closed  
Rubber



**703-178**

Deep open  
Rubber

#### Plugs



**702-901**

90° Angle  
2-wire plug



**702-902**

90° Angle  
2-wire plug

#### Roll of Plugs



See p.45 for more  
wiring options

# LED AND INCANDESCENT LIGHTS

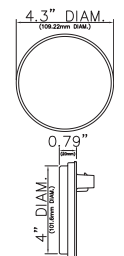
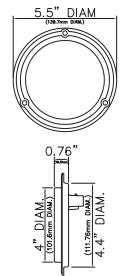
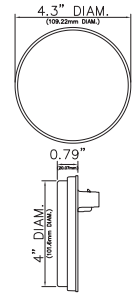


## STOP, TAIL, TURN, BACK-UP LIGHTS

	<p>4.3" DIAM. (109.22mm DIAM.)</p> <p>0.79" (20mm)</p> <p>4" DIAM. (101.6mm DIAM.)</p>		<p>◀ <b>701-220</b> Red and Clear Combo</p>	<p><b>4"</b></p> <p><b>LED</b></p> <ul style="list-style-type: none"> <li>▶ 8 red diodes and 4 white diodes</li> <li>▶ Sealed lens</li> <li>▶ Requires 702-931 and 702-935 (Backup)</li> </ul>
	<p>4.3" DIAM. (109.22mm DIAM.)</p> <p>1.49" (37.85mm)</p>	 	<p>◀ <b>701-191</b> Red</p> <p>◀ <b>701-193</b> Amber</p>	<ul style="list-style-type: none"> <li>▶ 10 square diodes</li> <li>▶ Sealed lens</li> <li>▶ Requires 702-911 style plug</li> </ul>
	<p>4.3" DIAM. (109.22mm DIAM.)</p> <p>0.79" (20mm)</p> <p>4" DIAM. (101.6mm DIAM.)</p>	 	<p>◀ <b>701-221</b> Red</p> <p>◀ <b>701-223</b> Amber</p>	<ul style="list-style-type: none"> <li>▶ 10 square diodes</li> <li>▶ Sealed lens</li> <li>▶ Requires 702-931 style plug</li> </ul>
	<p>4.3" DIAM. (109.22mm DIAM.)</p> <p>0.79" (20mm)</p> <p>4" DIAM. (101.6mm DIAM.)</p>	 	<p>◀ <b>701-291</b> Red</p> <p>◀ <b>701-293</b> Amber</p>	<ul style="list-style-type: none"> <li>▶ 10 square diodes</li> <li>▶ Sealed lens</li> <li>▶ Direct wiring with female adaptor</li> <li>▶ Requires 702-911 style plug</li> </ul>
	<p>5.47" DIAM. (139.94mm DIAM.)</p> <p>0.87" (22mm)</p>	 	<p>◀ <b>701-271</b> Red</p> <p>◀ <b>701-273</b> Amber</p>	<ul style="list-style-type: none"> <li>▶ 10 square diodes</li> <li>▶ Flush-mount with black flange (chrome-finished bezel 701-278 optional)</li> <li>▶ Sealed lens</li> <li>▶ 3-wire direct wiring</li> </ul>

## STOP, TAIL, TURN, BACK-UP LIGHTS

4"	
LED	
<ul style="list-style-type: none"> <li>▶ 40 diodes</li> <li>▶ Sealed lens</li> <li>▶ Requires 702-931 style plug</li> </ul>	<p><b>702-451</b> ▶ Red</p> 
<ul style="list-style-type: none"> <li>▶ 48 diodes</li> <li>▶ Sealed lens</li> <li>▶ Requires 702-931 style plug</li> </ul>	<p><b>702-453</b> ▶ Amber</p> 
<ul style="list-style-type: none"> <li>▶ 28 diodes</li> <li>▶ Sealed lens</li> <li>▶ Back-up</li> <li>▶ Requires 702-931 style plug</li> </ul>	<p><b>702-455</b> ▶ Clear</p> 
<ul style="list-style-type: none"> <li>▶ 40 diodes</li> <li>▶ Sealed lens</li> <li>▶ With grey flange</li> <li>▶ Requires 702-931 style plug</li> </ul>	<p><b>701-101</b> ▶ Red</p> 
<ul style="list-style-type: none"> <li>▶ 48 diodes</li> <li>▶ Sealed lens</li> <li>▶ With grey flange</li> <li>▶ Requires 702-931 style plug</li> </ul>	<p><b>701-103</b> ▶ Amber</p> 
<ul style="list-style-type: none"> <li>▶ 28 diodes</li> <li>▶ Sealed lens</li> <li>▶ Back-up</li> <li>▶ With grey flange</li> <li>▶ Requires 702-931 style plug</li> </ul>	<p><b>701-105</b> ▶ Clear</p> 
<ul style="list-style-type: none"> <li>▶ 39 diodes</li> <li>▶ Sequential (choice of 2 patterns)</li> <li>▶ Sealed lens</li> <li>▶ Turn</li> <li>▶ Requires 702-931 style plug</li> </ul>	<p><b>701-181</b> ▶ Red</p>  <p><b>701-183</b> ▶ Amber</p> 



## ▶ STOP, TAIL, TURN, BACK-UP LIGHTS

4"

### Incandescent Kits

- ▶ Includes light, grommet and plug
- ▶ Sealed lens



◀ **702-301**  
Red  
702-311  
702-350  
702-911



◀ **702-303**  
Amber  
702-313  
702-350  
702-911



◀ **702-305**  
Clear  
702-315  
702-350  
702-911



◀ **702-331**  
Red  
702-341  
702-350  
702-911



◀ **702-333**  
Amber  
702-343  
702-350  
702-911

- ▶ Includes light, grommet and plug
- ▶ Reflective
- ▶ Sealed lens



# LED AND INCANDESCENT LIGHTS

## STOP, TAIL, TURN, BACK-UP LIGHTS

4"

### Incandescents

- ▶ Sealed lens
- ▶ Requires 702-911 style plug


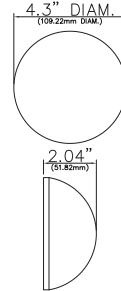
**702-311** ▶  
Red



**702-313** ▶  
Amber



**702-315** ▶  
Clear

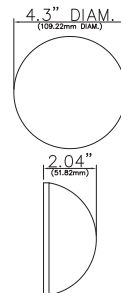


- ▶ Sealed lens
- ▶ Requires 702-911 style plug
- ▶ Reflective

**702-341** ▶  
Red



**702-343** ▶  
Amber



### Components for 4" Lights

- ▶ For more accessories, see pages 44 and 45

#### Bezels



**702-521**  
Without visor  
Chrome finish  
Screws (Stainless)



**702-523**  
With visor  
Chrome finish  
Screws (Stainless)



**701-278**  
For 701-271 or  
701-273 surface light  
Chrome finish

#### Rubber Grommets



**702-350**  
Open  
Rubber



**702-351**  
Closed  
Rubber

#### Support



**703-551**  
Black  
Metal

#### Plugs



**702-911**  
90° Angle  
3-wire plug



**702-916**  
Straight  
3-wire plug



**702-931**  
6" direct wiring  
LED plug



**702-936**  
With adaptor  
LED plug

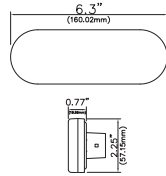
# LED AND INCANDESCENT LIGHTS



## STOP, TAIL, TURN, BACK-UP LIGHTS

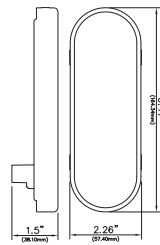
2 1/4" x 6 1/2"

### LED



◀ **701-250**  
Red and Clear  
Combo

- ▶ 10 red diodes and 4 white diodes
- ▶ Sealed lens
- ▶ Requires 702-931 and 702-935 (Backup)

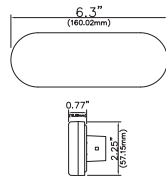


◀ **701-261**  
Red



◀ **701-263**  
Amber

- ▶ 10 square diodes
- ▶ Sealed lens
- ▶ Requires 702-911 style plug



◀ **701-251**  
Red



◀ **701-253**  
Amber

- ▶ 10 square diodes
- ▶ Sealed lens
- ▶ Requires 702-931 style plug

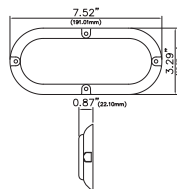


◀ **701-531**  
Red



◀ **701-533**  
Amber

- ▶ 10 square diodes
- ▶ Sealed clear lens
- ▶ Requires 702-931 style plug



◀ **701-281**  
Red,  
Grey flange



◀ **701-283**  
Amber,  
Black flange

- ▶ 10 square diodes
- ▶ Surface
- ▶ Sealed lens
- ▶ With surface mount flange
- ▶ Chrome-finished bezel 701-288 optional
- ▶ 3-wire direct wiring



# LED AND INCANDESCENT LIGHTS

## STOP, TAIL, TURN, BACK-UP LIGHTS

2 1/4" x 6 1/2"

### LED

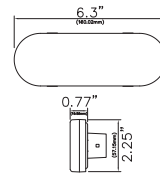
- ▶ 40 diodes
- ▶ Sealed lens
- ▶ Requires 702-931 style plug

**702-461** ▶  
Red



- ▶ 48 diodes
- ▶ Sealed lens
- ▶ Requires 702-931 style plug

**702-463** ▶  
Amber



- ▶ 28 diodes
- ▶ Sealed lens
- ▶ Back-up
- ▶ Requires 702-931 style plug

**702-465** ▶  
Clear



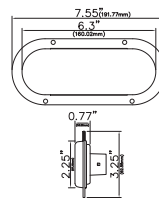
- ▶ 40 diodes
- ▶ Sealed lens
- ▶ With grey flange
- ▶ Requires 702-931 style plug

**701-121** ▶  
Red



- ▶ 48 diodes
- ▶ Sealed lens
- ▶ With grey flange
- ▶ Requires 702-931 style plug

**701-123** ▶  
Amber



- ▶ 28 diodes
- ▶ Sealed lens
- ▶ Back-up
- ▶ With grey flange
- ▶ Requires 702-931 style plug

**701-125** ▶  
Clear

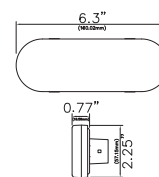
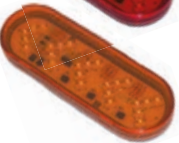


- ▶ 25 diodes
- ▶ Sealed lens
- ▶ Turn
- ▶ Sequential arrow (choice of 2 patterns)
- ▶ Requires 702-931 style plug

**701-551** ▶  
Red



**701-553** ▶  
Amber

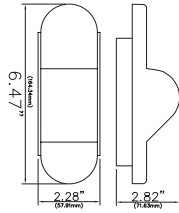


## ▶ STOP, TAIL, TURN, BACK-UP LIGHTS

2 1/4" x 6 1/2"

### LED

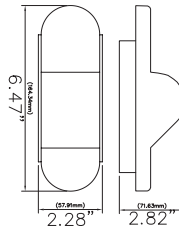
- ▶ 18 diodes
- ▶ Sealed lens
- ▶ Side, turn
- ▶ Requires 702-911 style plug



◀ **701-563**  
Amber

### Incandescents

- ▶ Sealed lens
- ▶ Requires 702-911 style plug



◀ **702-203**  
Amber

### Incandescent Kits

- ▶ Includes light, grommet and plug
- ▶ Side
- ▶ Sealed lens



◀ **702-201**  
Amber  
702-203  
702-250  
702-911



# LED AND INCANDESCENT LIGHTS

## STOP, TAIL, TURN, BACK-UP LIGHTS

2 1/4" x 6 1/2"

### Incandescents

- ▶ Sealed lens
- ▶ Requires 702-911 style plug

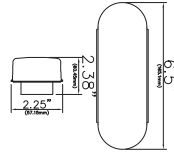
702-231 ▶  
Red



702-233 ▶  
Amber



702-235 ▶  
Clear



### Incandescent Kits

- ▶ Includes light, grommet and plug
- ▶ Sealed lens

702-221 ▶  
Red  
702-231  
702-250  
702-911



702-223 ▶  
Amber  
702-233  
702-250  
702-911



702-225 ▶  
Clear  
702-235  
702-250  
702-911



### Components for 2 1/4" x 6 1/2" Lights

- ▶ For more accessories, see pages 44 and 45

#### Bezels



702-531  
Chrome finish



702-533  
With visor  
Chrome finish



701-288  
Chrome finish  
For 701-281 or  
701-283 lights

#### Rubber Grommets



702-250  
Open  
Rubber



702-251  
Closed  
Rubber

#### Support



703-556  
Black  
Metal

#### Plugs



702-911  
90° Angle  
3-wire plug



702-916  
Straight  
3-wire plug



702-931  
6" direct wiring  
LED plug

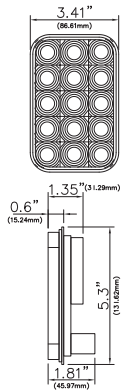


702-936  
With adaptor  
LED plug

# LED AND INCANDESCENT LIGHTS



## STOP, TAIL, TURN, BACK-UP LIGHTS



◀ **701-761**  
Red

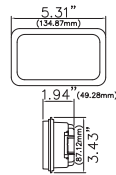


◀ **701-763**  
Amber

**3" x 5"**

**LED**

- ▶ 15 square diodes
- ▶ Sealed lens
- ▶ Requires 702-911 style plug



◀ **701-751**  
Red



◀ **701-753**  
Amber

- ▶ 52 diodes
- ▶ Sealed lens
- ▶ Requires 702-911 style plug



◀ **701-755**  
Clear

- ▶ 34 diodes
- ▶ Sealed lens
- ▶ Back-up
- ▶ Requires 702-911 style plug

Bezel		Rubber Grommets		Plugs		Components for 3" x 5" Lights
				<ul style="list-style-type: none"> <li>▶ For more accessories, see pages 44 and 45</li> </ul>		
<b>702-541</b> Chrome finish Screws (Stainless)	<b>701-758</b> Open Rubber	<b>702-911</b> 90° Angle 3-wire plug	<b>702-916</b> Straight 3-wire plug			



# LED AND INCANDESCENT LIGHTS

## STOP, TAIL, TURN, BACK-UP LIGHTS

### 3" x 6"

#### LED

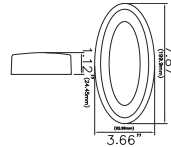
- ▶ 40 diodes
- ▶ Sealed lens
- ▶ 3-wire direct wiring

**702-491** ▶  
Red



- ▶ 48 diodes
- ▶ Sealed lens
- ▶ 3-wire direct wiring

**702-493** ▶  
Amber



- ▶ 34 diodes
- ▶ Sealed lens
- ▶ Back-up
- ▶ 2-wire direct wiring

**702-495** ▶  
Clear



#### Components for 3" x 6" Lights

##### Bezel



**702-499**  
Chrome finish  
Screws (Stainless)

- ▶ For more accessories, see pages 44 and 45

### 7"

#### LED

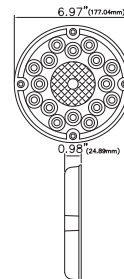

- ▶ 17 diodes
- ▶ Sealed reflector lens
- ▶ 3-wire direct wiring

**701-791** ▶  
Red



- ▶ 20 diodes
- ▶ Sealed reflector lens
- ▶ Back-up
- ▶ 2-wire direct wiring

**701-793** ▶  
Amber

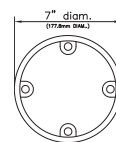


**701-795** ▶  
Clear



- ▶ 60 diodes
- ▶ Sealed reflector lens
- ▶ 3-wire direct wiring

**701-781** ▶  
Red

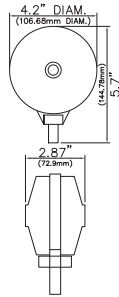


- ▶ 80 diodes
- ▶ Sealed reflector lens
- ▶ 2-wire direct wiring

**701-783** ▶  
Amber



## DOUBLE-FACE LIGHTS



◀ **704-651**  
Red  
Amber



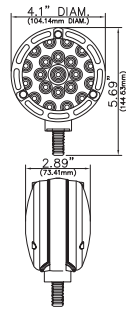
◀ **704-655**  
● Red  
● Amber

**4 3/16"**

### LED

- ▶ 40 diodes on red face, 48 diodes on amber face
- ▶ Sealed lenses
- ▶ Chrome finish
- ▶ 3-wire direct wiring

- ▶ 40 diodes on red face, 48 diodes on amber face
- ▶ Clear sealed lenses
- ▶ Chrome finish
- ▶ 3-wire direct wiring



◀ **704-661**  
Red  
Amber

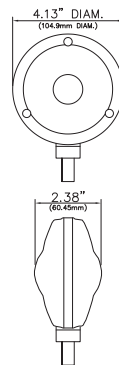


◀ **704-665**  
● Red  
● Amber

- ▶ 21 diodes on red face, 21 diodes on amber face
- ▶ Sealed lenses
- ▶ Chrome finish
- ▶ 3-wire direct wiring

**4 1/8"**

### Incandescents



◀ **704-601**  
Chrome finish



◀ **704-611**  
Black finish



◀ **704-603**  
Chrome finish

- ▶ One red face, one amber face
- ▶ 2-wire direct wiring

- ▶ Two amber face
- ▶ 2-wire direct wiring

4 5/8" x 4 5/8"

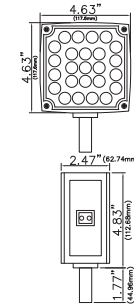
### LED

- ▶ 25 diodes on red face, 25 diodes on amber face
- ▶ 2 amber diodes clearance light
- ▶ Sealed lenses
- ▶ One-stud vertical mount
- ▶ Chrome finish
- ▶ 3-wire direct wiring

**704-671** ▶  
Left side



**704-672** ▶  
Right side

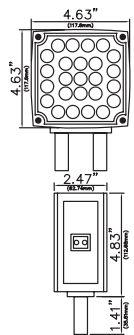


- ▶ 25 diodes on red face, 25 diodes on amber face
- ▶ 2 diodes amber clearance light
- ▶ Two-stud vertical mount
- ▶ Sealed lenses
- ▶ Chrome finish
- ▶ 3-wire direct wiring

**704-673** ▶  
Left side



**704-674** ▶  
Right side



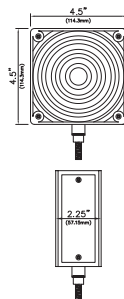
### Incandescents

- ▶ One red face, one amber face
- ▶ With clearance light on the side
- ▶ One-stud vertical mount
- ▶ 2-wire direct wiring

**704-621** ▶  
Chrome finish



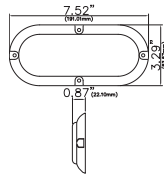
**704-631** ▶  
Black finish



## DOME LIGHTS

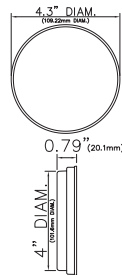
### Dome Lights

#### LED



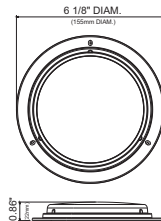

◀ **701-285**  
Clear

- ▶ 2 1/4" x 6 1/2"
- ▶ 10 square diodes
- ▶ Surface-mount
- ▶ Sealed, clear lens (701-288 chrome finished bezel in option)
- ▶ 2-wire direct wiring



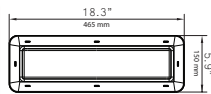
◀ **701-295**  
Clear

- ▶ 4"
- ▶ 10 square diodes
- ▶ Sealed clear lens
- ▶ 3-wire direct wiring with female adaptor
- ▶ Requires 702-911 style plug



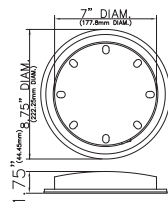
◀ **701-041**  
Clear

- ▶ 6 1/8"
- ▶ 36 diodes
- ▶ Sealed clear lens
- ▶ 2-wire direct wiring



◀ **700-101**  
Clear

- ▶ 18" x 6"
- ▶ 1100LM, 22W
- ▶ 12 diodes
- ▶ Frosted Lens
- ▶ 2-wire direct wiring



◀ **701-051**  
Clear

#### Incandescents

- ▶ 8 1/2"
- ▶ Stainless steel base with seal included
- ▶ Lexan lens
- ▶ 2-wire direct wiring



### PVC Rope Light

#### LED

- ▶ 165 feet
- ▶ 2-wire direct wiring
- ▶ Cutting Mark every 3 diodes
- ▶ 12V

**704-405** ▶  
Clear



**704-408** ▶  
Extra plastic  
end cap



**704-409** ▶  
Power adaptor



### Adhesive Strip

#### LED

- ▶ 16,5'
- ▶ 3M Adhesive
- ▶ Cutting Mark every 3 diodes
- ▶ Direct Wiring
- ▶ 12V

**704-451** ▶  
Red



**704-453** ▶  
Amber



**704-455** ▶  
Clear



**704-456** ▶  
Green



**704-457** ▶  
Blue



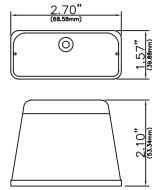


## LICENSE PLATE LAMPS

### License Plate Lamps

#### Incandescents

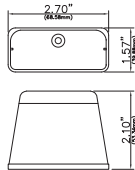
- ▶ 2 3/4" x 1 5/8" x 2 1/8"
- ▶ No mounting bracket
- ▶ Rear mount
- ▶ 1-wire direct wiring



◀ **702-601**  
Grey finish



◀ **702-611**  
Chrome finish



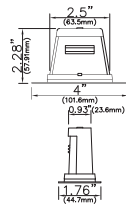
◀ **702-621**  
Black finish

#### LED

- ▶ 2 diodes
- ▶ 2 3/4" x 1 5/8" x 2 1/8"
- ▶ No mounting bracket
- ▶ Rear mount
- ▶ 2-wire direct wiring

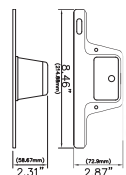
#### Incandescents

- ▶ 4" x 1 3/4" x 2 1/4"
- ▶ No mounting bracket
- ▶ Front mount
- ▶ 1-wire direct wiring



◀ **702-603**  
Grey finish

- ▶ 8 1/2" x 2 7/8" x 2 5/16"
- ▶ With mounting bracket and license plate holder
- ▶ 1-wire direct wiring



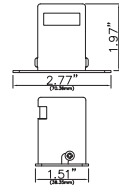
◀ **702-606**  
Grey finish

### License Plate Lamps

#### Incandescents

- ▶ 2 3/4" x 2" x 1 1/2"
- ▶ No mounting bracket
- ▶ Front mount
- ▶ 1-wire direct wiring

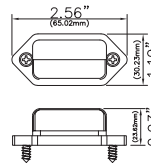
**702-616** ▶  
Chrome finish



#### Incandescents

- ▶ 2 5/8" x 1 3/16" x 1"
- ▶ Seal included
- ▶ 2-wire direct wiring

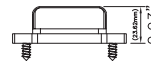
**702-631** ▶  
Chrome finish



#### LED

- ▶ 2 diodes
- ▶ 2 5/8" x 1 3/16" x 1"
- ▶ 2-wire direct wiring

**702-636** ▶  
Chrome finish



#### Incandescents

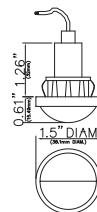
- ▶ 4 square diodes
- ▶ 1" x 4"
- ▶ Sealed lens
- ▶ Connection on base (base sold separately available at page 44)

**702-641** ▶  
Grey finish



- ▶ 1 1/2" x 2"
- ▶ 1-wire direct wiring

**702-651** ▶  
Chrome finish



## TRAILER AND COMBINATION LIGHTS

### Trailer Lights


#### Incandescent Kit

- ▶ For trailers narrower than 80"
- ▶ Includes: lights, 25-ft harness, 48" connector, reflectors and hardware
- ▶ **Non-submersible**
- ▶ Push-in connections

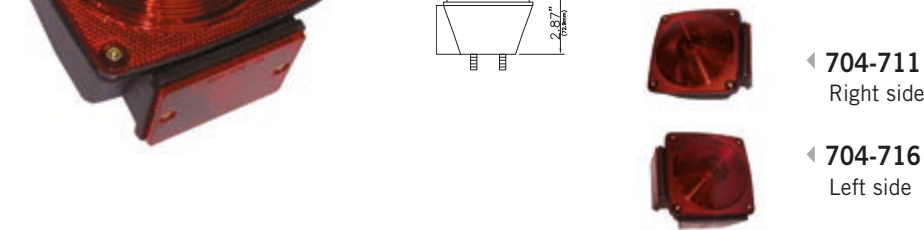


#### Incandescents

- ▶ For trailers narrower than 80"
- ▶ 5 1/4" x 4 3/4"
- ▶ 704-706 includes a license plate lamp
- ▶ **Non-submersible**
- ▶ Push-in connections

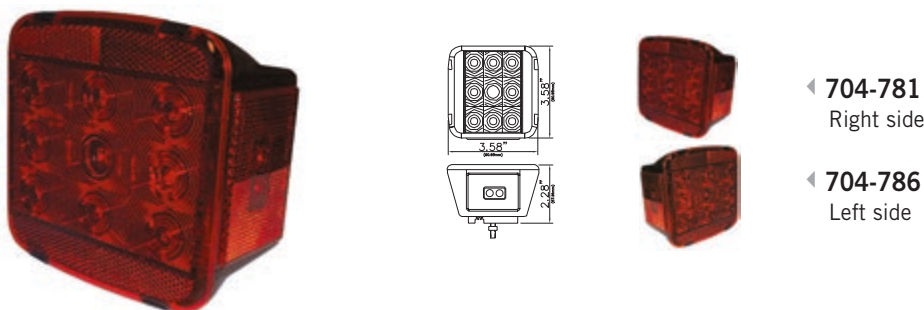


- ▶ For trailers narrower than 80"
- ▶ 5 1/4" x 4 3/4"
- ▶ 704-706 includes a license plate lamp
- ▶ **Submersible**
- ▶ Push-in connections



#### LED

- ▶ For trailers narrower than 80"
- ▶ 3 9/16" x 3 9/16"
- ▶ 9 square diodes (stop/turn), 2 square diodes (clearance)
- ▶ 704-786 includes a 4-diode license plate lamp
- ▶ **Submersible**
- ▶ 3-wire direct wiring



### Trailer Lights

#### Incandescent Kit

- ▶ For trailers wider than 80"
- ▶ Includes: lights, 25-ft harness, 48" connector and hardware
- ▶ **Non-submersible**
- ▶ Push-in connections

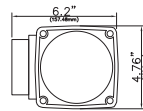
704-729 ▶



#### Incandescents

- ▶ For trailers wider than 80"
- ▶ 6 1/4" x 4 3/4"
- ▶ 704-726 includes a license plate lamp
- ▶ **Non-submersible**
- ▶ Push-in connections

704-721 ▶  
Right side

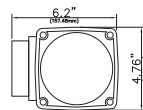


704-726 ▶  
Left side



- ▶ For trailers wider than 80"
- ▶ 6 1/4" x 4 3/4"
- ▶ 704-736 includes a license plate lamp
- ▶ **Submersible**
- ▶ Push-in connections

704-731 ▶  
Right side



704-736 ▶  
Left side



### Components for Trailer Lights

- ▶ For more accessories, see pages 44 and 45

#### Mounting Brackets

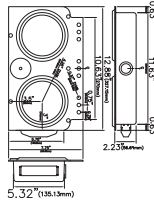


704-508  
Plastic



704-509  
Steel

## TRAILER AND COMBINATION LIGHTS



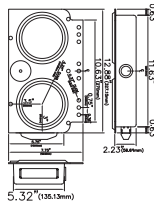
◀ **703-815**  
Right side

◀ **703-817**  
Left side

### Trailer Lights

#### LED

- ▶ Steel panel painted grey, 12 3/4" x 7 3/4"
- ▶ Two 4" red lights with 10 diodes
- ▶ One 1" x 4" red marker with 4 diodes
- ▶ Direct Wiring :  
One 3-wire connection  
One 2-wire connection

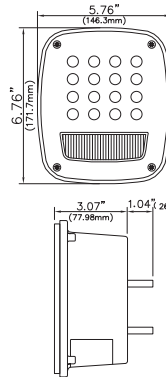


◀ **703-805**  
Right side

◀ **703-807**  
Left side

#### Incandescents

- ▶ Steel panel painted grey, 12 3/4" x 7 3/4"
- ▶ Two 4" red lights
- ▶ One 1" x 4" red marker light
- ▶ Direct Wiring :  
One 3-wire connection  
One 2-wire connection



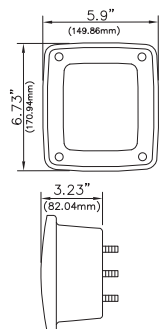
◀ **704-572**  
Right side

◀ **704-571**  
Left side

### Combination Lights

#### LED

- ▶ 6 3/4" x 5 3/4"
- ▶ 16 red square diodes, 22 diodes for back-up light
- ▶ Sealed reflector lens
- ▶ 2-diode side light marker
- ▶ 704-571 includes a 4 diodes license plate lamp
- ▶ Heavy-duty plastic housing
- ▶ 3-wire direct wiring



◀ **704-581**

#### Incandescents

- ▶ 6 3/4" x 5 3/4"
- ▶ Universal
- ▶ Heavy-duty plastic housing
- ▶ 3-wire direct wiring



# LED AND INCANDESCENT LIGHTS

## IDENTIFICATION LIGHT BARS

15"

### Incandescents

- ▶ 3 lights 1" x 2 3/4"
- ▶ Steel, painted white
- ▶ 1-wire direct wiring

703-101 ▶  
Red



703-103 ▶  
Amber



17"

### LED

- ▶ 3 lights 1-1/4" x 2-1/2"
- ▶ Black plastic
- ▶ 2-wire direct wiring

703-111 ▶  
Red



18 1/4"

### Incandescents

- ▶ 3 lights 1" x 4"
- ▶ Aluminum
- ▶ 1-wire direct wiring

703-121 ▶  
Red

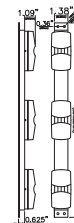


20"

### Incandescents

- ▶ 3 lights 2" x 4"
- ▶ Steel, painted grey
- ▶ 1-wire direct wiring

703-131 ▶  
Red



### LED Panel

## LICENSE PLATE MODULES

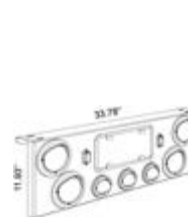
34" x 12"

- ▶ Includes four 4" red lights with 10 diodes and three 2 1/2" red lights with 13 diodes
- ▶ Two license plate lamps 702-631
- ▶ Sealed lenses
- ▶ Stainless steel


701-871 ▶  
Red



701-872 ▶  
Red



## LIGHT BAR SETS

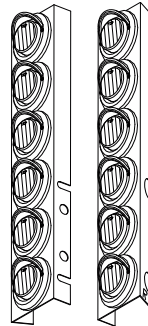


◀ **701-804**  
Amber

**13" x 4"**

### LED

- ▶ Two-bar set for installation in front of most Peterbilt® truck air filters
- ▶ Each stainless steel bar includes four 2" amber lights with 9 diodes
- ▶ Chrome bezels with visors
- ▶ 2-wire direct wiring

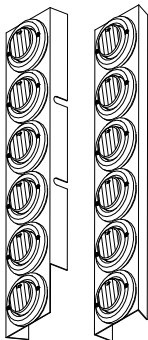


◀ **701-806**  
Amber

**19 1/2" x 4"**

### LED

- ▶ Two-bar set for installation in front of most Peterbilt® truck air filters
- ▶ Each stainless steel bar includes six 2" amber lights with 9 diodes
- ▶ Chrome bezels with visors
- ▶ 2-wire direct wiring



◀ **701-826**  
Red

- ▶ Two-bar set for installation in back of most Peterbilt® truck air filters
- ▶ Each stainless steel bar includes six 2" red lights with 9 diodes
- ▶ Chrome bezels on low profile bar
- ▶ 2-wire direct wiring



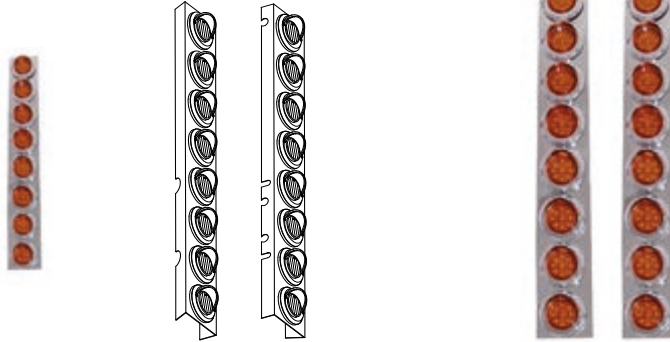
## LIGHT BAR SETS

26" x 4"

### LED

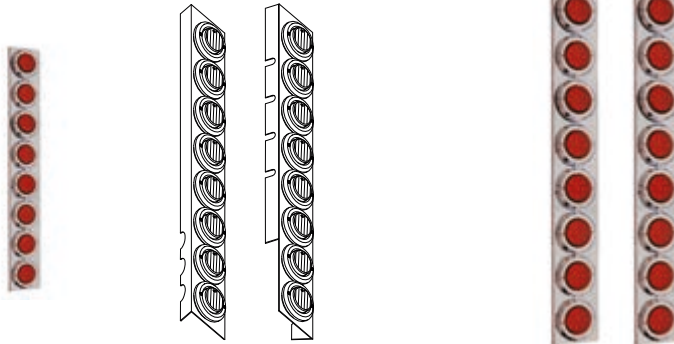
- ▶ Two-bar set for installation in front of most Peterbilt® truck air filters
- ▶ Each stainless steel bar includes eight 2" amber lights with 9 diodes
- ▶ Chrome bezels with visors
- ▶ 2-wire direct wiring

**701-808** ▶  
Amber



- ▶ Two-bar set for installation in back of most Peterbilt® truck air filters
- ▶ Each stainless steel bar includes eight 2" red lights with 9 diodes
- ▶ Chrome bezels on low profile bar
- ▶ 2-wire direct wiring

**701-828** ▶  
Red

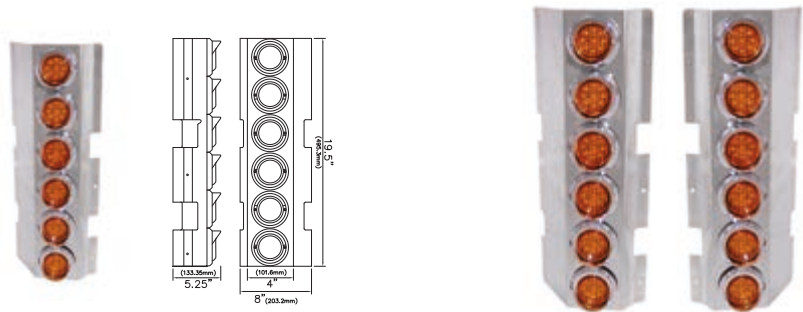


19 1/2" x 8"

### LED

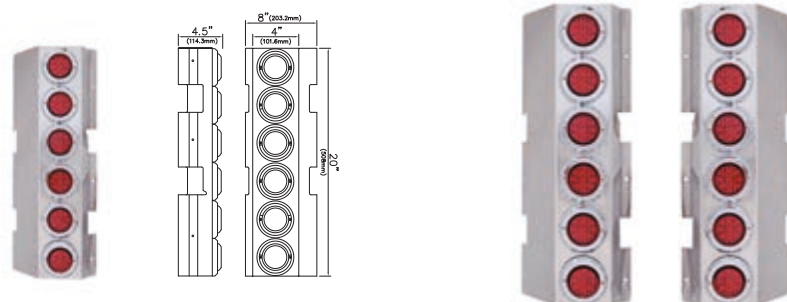
- ▶ Two-bar set for installation in front of 9900 International® truck air filters
- ▶ Each stainless steel bar includes six 2" amber lights with 9 diodes
- ▶ Chrome bezels with visors
- ▶ 2-wire direct wiring

**701-856** ▶  
Amber



- ▶ Two-bar set for installation in back of 9900 International® truck air filters
- ▶ Each stainless steel bar includes six 2" red lights with 9 diodes
- ▶ Chrome bezels with visors
- ▶ 2-wire direct wiring

**701-866** ▶  
Amber






## CONSPICUITY TAPES

### 3 Year Warranty

**Alternating :**  
**7" white, 11" red**

▶ Sold to the foot in multiple of 3'

▶ Rolls of 150'



◀ **810-000**  
2" wide



◀ **810-100**  
1" wide



◀ **810-150**  
1 1/2" wide




◀ **810-200**  
2" wide

### 7 Year Warranty

**Alternating :**  
**7" white, 11" red**

▶ Sold to the foot in multiple of 3'

▶ Rolls of 150'



◀ **811-000**  
2" wide



◀ **811-200**  
2" wide




◀ **811-202**  
2" wide

▶ **SUB-ZERO** Can be applied to -18 °C (0 °F)

▶ Rolls of 150'

**Alternating :**  
**6" white, 6" red**

▶ Rolls of 150'




◀ **812-200**  
2" wide

### Solid colors

▶ 2" wide

▶ Rolls of 150'



◀ **813-200**  
White



◀ **814-200**  
Red



◀ **815-200**  
Yellow



# REFLECTIVE PRODUCTS

## REFLECTORS

### 1 1/8" x 4 3/8"

▶ With adhesive and mounting holes

703-701 ▶  
Red



703-703 ▶  
Amber





### 2 3/16"

▶ With adhesive

703-711 ▶  
Red



703-713 ▶  
Amber



▶ With mounting holes

703-721 ▶  
Red



703-723 ▶  
Amber




### 1 7/8" x 4 5/16"

▶ With adhesive and mounting holes

703-731 ▶  
Red



703-733 ▶  
Amber



▶ Without adhesive, with mounting holes

703-732 ▶  
Red



703-734 ▶  
Amber




### 3 1/4"

▶ With adhesive

703-741 ▶  
Red



703-743 ▶  
Amber



▶ Without adhesive, with mounting holes

703-751 ▶  
Red



703-753 ▶  
Amber



### 1 7/16" x 3 3/16"

▶ With adhesive and mounting holes

703-761 ▶  
Red



703-763 ▶  
Amber

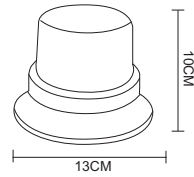


### Beacon

#### LED

- ▶ 40 diodes
- ▶ 360 degrees
- ▶ Intermittent flash
- ▶ With adaptor
- ▶ Hard and magnetic mount
- ▶ DC 12-24V

**700-403** ▶  
Amber



- ▶ 60 diodes
- ▶ 360 degrees
- ▶ Intermittent flash
- ▶ 2-wire direct wiring
- ▶ Hard mount
- ▶ DC 10-110V

**700-413** ▶  
Amber

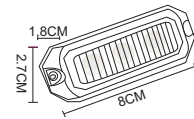


### Distress Lights

#### Single Row LED

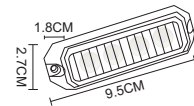
- ▶ 3 diodes
- ▶ 9 flash patterns with memory function
- ▶ 5-wire direct wiring
- ▶ Hard mount
- ▶ 9W, DC 12-24V

**700-603** ▶  
Amber ●



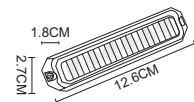
- ▶ 4 diodes
- ▶ 18 flash patterns with memory function
- ▶ 5-wire direct wiring
- ▶ Hard mount
- ▶ 12W, DC 12-24V

**700-613** ▶  
Amber ●



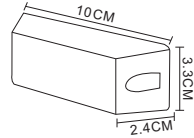
- ▶ 6 diodes
- ▶ 18 flash patterns with memory function
- ▶ 5-wire direct wiring
- ▶ Hard mount
- ▶ 18W, DC 12-24V

**700-623** ▶  
Amber ●





## WARNING LED LIGHTS

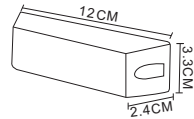


◀ **700-703**  
● Amber

### Distress Lights

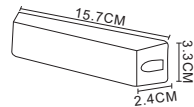
#### Single Row LED

- ▶ 3 diodes
- ▶ 9 flash patterns with memory function
- ▶ 5-wire direct wiring
- ▶ Hard mount
- ▶ 9W, DC 12-24V



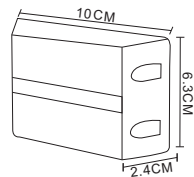
◀ **700-723**  
● Amber

- ▶ 4 diodes
- ▶ 18 flash patterns with memory function
- ▶ 5-wire direct wiring
- ▶ Hard mount
- ▶ 12W, DC 12-24V



◀ **700-743**  
● Amber

- ▶ 6 diodes
- ▶ 18 flash patterns with memory function
- ▶ 5-wire direct wiring
- ▶ Hard mount
- ▶ 18W, DC 12-24V



◀ **700-713**  
● Amber

#### Double Row LED

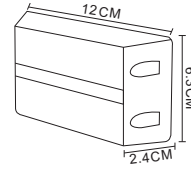
- ▶ 6 diodes
- ▶ 9 flash patterns with memory function
- ▶ 5-wire direct wiring
- ▶ Hard mount
- ▶ 18W, DC 12-24V

### Distress Lights

#### Double Row LED

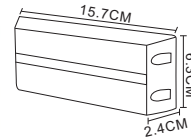
- ▶ 8 diodes
- ▶ 18 flash patterns with memory function
- ▶ 5-wire direct wiring
- ▶ Hard mount
- ▶ 24W, DC 12-24V

**700-733** ▶  
Amber ●



- ▶ 12 diodes
- ▶ 18 flash patterns with memory function
- ▶ 5-wire direct wiring
- ▶ Hard mount
- ▶ 36W, DC 12-24V

**700-753** ▶  
Amber ●



### Mini-bars

#### Clear, LED

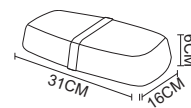
- ▶ 24 diodes
- ▶ 10 flash patterns
- ▶ Magnetic Mount
- ▶ Dual switch adaptor
- ▶ 24W, DC 12-24V

**700-203** ▶  
Amber ●



- ▶ 24 diodes
- ▶ 10 flash patterns
- ▶ Magnetic Mount
- ▶ Dual switch adaptor
- ▶ 24W, DC 12-24V

**700-213** ▶  
Amber ●

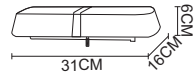




## WARNING LED LIGHTS

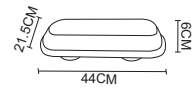
### Mini-bars

#### Clear, LED



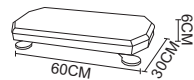
◀ **700-223**  
● Amber

- ▶ 24 diodes
- ▶ 10 flash patterns
- ▶ 30cm wiring
- ▶ Bolted Hard Mount
- ▶ 3-wire direct wiring
- ▶ 24W, DC 12-24V



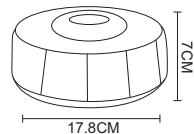
◀ **700-233**  
● Amber

- ▶ 44 diodes
- ▶ 10 flash patterns with memory function
- ▶ Magnetic Mount
- ▶ Dual switch adaptor
- ▶ 44W, DC 12-24V



◀ **700-243**  
● Amber

- ▶ 56 diodes
- ▶ 15 patterns
- ▶ Magnetic Mount
- ▶ Dual switch adaptor
- ▶ 56W, DC 12-24V



◀ **700-263**  
● Amber

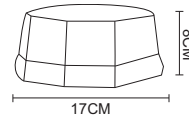
- ▶ 10 diodes
- ▶ 10 flash patterns
- ▶ Magnetic Mount
- ▶ Dual switch adaptor
- ▶ 10W, DC 12-24V

### Mini-bars

#### Clear, LED

- ▶ 32 diodes
- ▶ 10 flash patterns
- ▶ Magnetic Mount
- ▶ Dual switch adaptor
- ▶ 32W, DC 12-24V

**700-273** ▶  
Amber ●



#### Black, LED

- ▶ 24 diodes
- ▶ 10 flash patterns with memory function
- ▶ Magnetic Mount
- ▶ Dual switch adaptor
- ▶ 24W, DC 12-24V

**700-301** ▶  
Amber ●



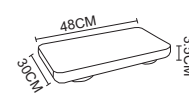
- ▶ 30 diodes
- ▶ 10 flash patterns with memory function
- ▶ Magnetic Mount
- ▶ Dual switch adaptor
- ▶ 30W, DC 12-24V

**700-311** ▶  
Amber ●



- ▶ 36 diodes
- ▶ 10 flash patterns with memory function
- ▶ Magnetic Mount
- ▶ Dual switch adaptor
- ▶ 36W, DC 12-24V

**700-321** ▶  
Amber ●



## BEZELS, GUARDS, BASES, MOUNTING BRACKETS AND GROMMETS

Light Components

Related components

### Bezels



**702-489** - 2 1/4" x 6 3/4"  
**702-499** - 3" x 6"

- ▶ Chrome finish
- ▶ With stainless steel screws



**702-501** - 2"  
**702-511** - 2 1/2"  
**702-521** - 4"

- ▶ Chrome finish
- ▶ With stainless steel screws



**702-503** - 2"  
**702-513** - 2 1/2"  
**702-523** - 4"

- ▶ With visor
- ▶ Chrome finish
- ▶ With stainless steel screws



**702-531** - 2 1/4" x 6 1/2"

- ▶ Chrome finish
- ▶ With stainless steel screws



**702-533** - 2 1/4" x 6 1/2"

- ▶ With visor
- ▶ Chrome finish
- ▶ With stainless steel screws



**702-541** - 3" x 5"

- ▶ Chrome finish
- ▶ With stainless steel screws

### Guard



**702-108** - 2" x 4"

- ▶ Chrome finish

### Bases



**702-128** - 1 1/4" x 2 1/2"

- ▶ Chrome finish
- ▶ Screws and seal included



**702-137** - 1" x 4"

- ▶ Black finish
- ▶ 2 wires



**702-138** - 1" x 4"

- ▶ Grey finish
- ▶ 1 wire



**702-139** - 1" x 4"

- ▶ Chrome finish
- ▶ 1 wire

### Mounting Brackets



**703-551** - For 4" light

- ▶ Black
- ▶ Metal



**703-556** - For 2 1/4" x 6 1/2" light

- ▶ Black
- ▶ Metal

### Rubber Grommets



**702-158** - 2"

- ▶ Open



**702-159** - 2"  
**702-179** - 2 1/2"  
**702-351** - 4"

- ▶ Closed



**702-178** - 2 1/2"

- ▶ Open



**703-178** - 2 1/2"

- ▶ Deep open back



**702-350** - 4"

- ▶ Open



**702-250** - 2 1/4" x 6 1/2"

- ▶ Open



**702-251** - 2 1/4" x 6 1/2"

- ▶ Closed



**701-758** - 3" x 5"

- ▶ Open

### Accessories

### Related components

#### 2-Wire Plugs



**702-901** - 90° Angle, 6"



**702-902** - 90° Angle, 6"

#### 2-Wire Plugs on Continuous Roll

- ▶ Rolls of 100'
- ▶ Male plugs



**702-906** - 200 plugs, one every 6"  
**702-907** - 150 plugs, one every 8"  
**702-908** - 120 plugs, one every 10"  
**702-909** - 100 plugs, one every 12"  
**702-910** - 85 plugs, one every 14"  
**702-925** - 50 plugs, one every 24"

#### 2-Wire Plugs on Continuous Roll

- ▶ Rolls of 100'
- ▶ Female plugs



**702-955** - 300 plugs, one every 4"  
**702-956** - 200 plugs, one every 6"  
**702-957** - 150 plugs, one every 8"  
**702-958** - 120 plugs, one every 10"  
**702-959** - 100 plugs, one every 12"

#### 3-Wire Plugs



**702-911** - 90° Angle, 12"

**702-912** - 90° Angle, 18"



**702-916** - Direct, 12"

#### 3-Wire Plugs on Continuous Roll

- ▶ Roll of 100'
- ▶ Male plugs



**702-924** - 100 plugs, one every 12"

#### LED Plugs for direct wiring



**702-931** - Direct wiring, 6"

**702-932** - Direct wiring, 18"

**702-935** - Direct wiring, 6", 2 wires (back-up only)



**702-936** - With adaptor, 6"



**704-409** - Plug for 704-405

JUNCTION BOXES

Junction Boxes

7 Studs

▶ 8" x 3-1/4" x 2-3/8"



◀ 706-701  
7 Studs

12 Studs

▶ 8-3/8" x 4-1/4" x 2-3/8"



◀ 706-703  
12 Studs

18 Studs

▶ 9-1/4" x 4-1/4" X 2-3/8"



◀ 706-706  
18 Studs

### Trailer Connectors

#### Metal female connector

- ▶ Metal
- ▶ 4, 6 or 7 poles

**706-001** ▶  
4 Poles



**706-101** ▶  
6 Poles



**706-201** ▶  
7 Poles



#### Metal male connector

- ▶ Metal
- ▶ 4 or 6 poles

**706-006** ▶  
4 Poles



**706-106** ▶  
6 Poles



#### Metal male connector

- ▶ Metal
- ▶ 4, 6 or 7 poles
- ▶ Cable guard

**706-008** ▶  
4 Poles



**706-108** ▶  
6 Poles



**706-208** ▶  
7 Poles



▶ TRAILER CONNECTORS



◀ **706-211**  
Female connector

**Trailer Connectors**

**Plastic female connector**

- ▶ 7 poles
- ▶ Plastic
- ▶ 6-24V



◀ **706-216**  
Male connector

**Plastic male connector**

- ▶ 7 poles
- ▶ Plastic
- ▶ 6-24V



◀ **706-307**

**Adapters**

**7 poles**

- ▶ 7 poles to 6 poles
- ▶ Universal

### Adaptaters

#### 7 poles

▶ 7 poles to 5 flat poles

706-305 ▶



▶ 7 poles to 5 flat poles, wired

706-311 ▶



▶ 7 poles to 4 flat poles

706-303 ▶



▶ 7 poles to 4 flat poles

706-309 ▶



#### 6 poles

▶ 6 poles to 4 flat poles

706-301 ▶



## TRAILER WIRING

### Plugs

#### 2 poles

- ▶ 2 wires
- ▶ 18 AWG
- ▶ 12"



◀ **706-411**  
2 poles

#### 4 poles

- ▶ 4 wires
- ▶ 18 AWG
- ▶ 12"



◀ **706-413**  
2 poles

- ▶ 4 wires
- ▶ 18 AWG
- ▶ 48"



◀ **706-417**  
2 poles, 48"

#### 5 poles

- ▶ 5 wires
- ▶ 18 AWG
- ▶ 12"



◀ **706-415**  
5 poles

### Harness

#### Male

- ▶ 4 wires
- ▶ 18 AWG
- ▶ 25'
- ▶ 48" ground wire
- ▶ Male part only

706-401 ▶  
Male



#### Female

- ▶ 5 wires
- ▶ 18 AWG
- ▶ 25'
- ▶ 48" ground wire
- ▶ Female part only

706-406 ▶  
Female



### Converters

- ▶ 5 wires to 4 flat poles
- ▶ 4 poles trailer connector
- ▶ 2' to vehicle and 5' to trailer
- ▶ 18 AWG, 12A

706-501 ▶





## ELECTRICAL WIRING



◀ **738-101**  
16 Gauge



◀ **738-102**  
14 Gauge



◀ **738-103**  
12 Gauge



◀ **738-111**  
16 Gauge



◀ **738-112**  
14 Gauge



◀ **738-113**  
12 Gauge

### GPT Cables

#### 2 wires, 100'

- ▶ 2 wires
- ▶ Black and white
- ▶ SAE J1128

#### 2 wires, 1000'

- ▶ 2 wires
- ▶ Black and white
- ▶ SAE J1128



◀ **738-104**  
16 Gauge



◀ **738-105**  
14 Gauge



◀ **738-114**  
16 Gauge



◀ **738-115**  
14 Gauge

#### 3 wires, 100'

- ▶ 3 wires
- ▶ Black, white and green
- ▶ SAE J1128

#### 3 wires, 1000'

- ▶ 3 wires
- ▶ Black, white and green
- ▶ SAE J1128

### GPT Cables


#### 4 wires, 100'

- ▶ 4 wires
- ▶ Black, white, green and red
- ▶ SAE J1128

**738-106** ▶  
16 Gauge



**738-107** ▶  
14 Gauge



#### 4 wires, 1000'

- ▶ 4 wires
- ▶ Black, white, green and red
- ▶ SAE J1128

**738-116** ▶  
16 Gauge



**738-117** ▶  
14 Gauge



### PVC Trailer cable

#### 7 wires, 100'

- ▶ 6 wires 14 gauge
- ▶ 1 wire 12 gauge
- ▶ Yellow, red, green, brown, black, blue and white
- ▶ Resistant to abrasion, chemicals, gasoline and fuels, ozone and ultra-violet
- ▶ Exceed SAE J1128
- ▶ From -65°C to 60°C

**738-504** ▶



## ELECTRICAL WIRING



	100'	1000'	Gauge
735-100	737-100		18
735-200	737-200		16
735-300	737-300		14
735-400	737-400		12
735-500	737-500		10
735-600	-		8
735-700	-		6

### Multipurpose Cables

#### Black

- ▶ 1 conductor
- ▶ Durable thermoplastic PVC compound resists to chemicals, abrasion and heat to 85°C.



	100'	1000'	Gauge
735-101	737-101		18
735-201	737-201		16
735-301	737-301		14
735-401	737-401		12
735-501	737-501		10

#### Blue

- ▶ 1 conductor
- ▶ Durable thermoplastic PVC compound resists to chemicals, abrasion and heat to 85°C.



	100'	1000'	Gauge
735-102	737-102		18
735-202	737-202		16
735-302	737-302		14
735-402	737-402		12
735-502	737-502		10

#### Brown

- ▶ 1 conductor
- ▶ Durable thermoplastic PVC compound resists to chemicals, abrasion and heat to 85°C.



	100'	1000'	Gauge
735-103	737-103		18
735-203	737-203		16
735-303	737-303		14
735-403	737-403		12
735-503	737-503		10

#### Green

- ▶ 1 conductor
- ▶ Durable thermoplastic PVC compound resists to chemicals, abrasion and heat to 85°C.



	100'	1000'	Gauge
735-104	737-104		18
735-204	737-204		16
735-304	737-304		14
735-404	737-404		12

#### Orange

- ▶ 1 conductor
- ▶ Durable thermoplastic PVC compound resists to chemicals, abrasion and heat to 85°C.

### Multipurpose Cables

#### Red

- ▶ 1 conductor
- ▶ Durable thermoplastic PVC compound resists to chemicals, abrasion and heat to 85°C.

	100'	1000'	Gauge
	735-105	737-105	18
	735-205	737-205	16
	735-305	737-305	14
	735-405	737-405	12
	735-505	737-505	10
	735-605	-	8
	735-705	-	6



#### White

- ▶ 1 conductor
- ▶ Durable thermoplastic PVC compound resists to chemicals, abrasion and heat to 85°C.

	100'	1000'	Gauge
	735-106	737-106	18
	735-206	737-206	16
	735-306	737-306	14
	735-406	737-406	12
	735-506	737-506	10
	735-606	-	8



#### Yellow

- ▶ 1 conductor
- ▶ Durable thermoplastic PVC compound resists to chemicals, abrasion and heat to 85°C.

	100'	1000'	Gauge
	735-107	737-107	18
	735-207	737-207	16
	735-307	737-307	14
	735-407	737-407	12
	735-507	737-507	10



#### Purple

- ▶ 1 conductor
- ▶ Durable thermoplastic PVC compound resists to chemicals, abrasion and heat to 85°C.

	100'	1000'	Gauge
	735-108	737-108	18
	735-208	737-208	16
	735-308	737-308	14



#### Grey

- ▶ 1 conductor
- ▶ Durable thermoplastic PVC compound resists to chemicals, abrasion and heat to 85°C.

	100'	1000'	Gauge
	735-109	737-109	18
	735-209	737-209	16
	735-309	737-309	14



## CONNECTORS



Item	Gauge	Color
731-001	22-18	-
731-002	16-14	-
731-003	12-10	-
731-005	8	-
731-006	6	-

### Butt Connectors

#### Non-insulated

- ▶ Copper
- ▶ 100 units per bag



Item	Gauge	Color
731-101	22-18	-
731-102	16-14	-
731-103	12-10	-

#### Non-insulated, Seamless

- ▶ Copper
- ▶ 100 units per bag



Item	Gauge	Color
731-201	22-18	Red
731-202	16-14	Blue
731-203	12-10	Yellow

### Vinyl

- ▶ Vinyl, copper
- ▶ Maximum electrical rating of 75°C, 600V
- ▶ 100 units per bag



Item	Gauge	Color
731-221	22-18	Red
731-222	16-14	Blue
731-223	12-10	Yellow

### Nylon

- ▶ Nylon, copper
- ▶ Maximum electrical rating of 105°C, 600V
- ▶ 100 units per bag

### Butt Connectors

#### Heat Shrinking

- ▶ Semi-Rigid Polyolefin, copper
- ▶ Shrink temperature of 125°C
- ▶ 100 units per bag

Item	Gauge	Color
<b>731-251</b>	22-18	Red
<b>731-252</b>	16-14	Blue
<b>731-253</b>	12-10	Yellow



### Connectors

#### Closed End

- ▶ Nylon 6/6, aluminum tin plated
- ▶ Maximum electrical rating of 105°C, 300V
- ▶ UL94V-2
- ▶ 100 units per bag

Item	Gauge	Color
<b>733-751</b>	22-16	White
<b>733-752</b>	16-14	White
<b>733-753</b>	12-10	White



#### “Twist-on” Wire

- ▶ Tough thermoplastic shell with steel spring inserted
- ▶ UL486C, CSA 22.2 no.188, UL94V-2
- ▶ 100 units per bag

Item	Gauge	Voltage	Color
<b>733-761</b>	22-14	300V	Blue
<b>733-771</b>	22-14	600V	Orange
<b>733-781</b>	22-10	600V	Yellow
<b>733-791</b>	22-8	600V	Red



#### Quick Splice

- ▶ PP/Nylon 6/6 with cooper ship inserted
- ▶ 100 units per bag

Item	Gauge	Color
<b>733-801</b>	22-18	Red
<b>733-802</b>	18-14	Blue
<b>733-803</b>	12-10	Yellow





## CONNECTORS



Item	Gauge	Dimensions	Color
733-001	22-16	0.110"	Red
733-002	16-14	0.110"	Blue
733-011	22-16	0.187"	Red
733-012	16-14	0.187"	Blue
733-021	22-16	0.250"	Red
733-022	16-14	0.250"	Blue
733-023	12-10	0.250"	Yellow

### Connectors

#### Quick Disconnect, Female

- ▶ Vinyl, copper
- ▶ 100 units per bag



Item	Gauge	Dimensions	Color
733-101	22-16	0.110"	Red
733-102	16-14	0.110"	Blue
733-111	22-16	0.187"	Red
733-112	16-14	0.187"	Blue
733-121	22-16	0.250"	Red
733-122	16-14	0.250"	Blue
733-123	12-10	0.250"	Yellow

#### Quick Disconnect, Male

- ▶ Vinyl, copper
- ▶ 100 units per bag



Item	Gauge	Dimensions	Color
733-451	22-16	0.157"	Red
733-452	16-14	0.157"	Blue
733-453	12-10	0.195"	Yellow
733-462	16-14	0.176"	Blue

#### Bullet, Female

- ▶ Vinyl, brass
- ▶ 100 units per bag



Item	Gauge	Dimensions	Color
733-401	22-16	0.157"	Red
733-402	16-14	0.157"	Blue
733-403	12-10	0.195"	Yellow
733-412	16-14	0.176"	Blue

#### Bullet, Male

- ▶ Vinyl, brass
- ▶ 100 units per bag

### Connectors

#### Multi-Stack Disconnect

- ▶ Vinyl, brass
- ▶ Maximum electrical rating of 75°C, 300V
- ▶ 100 units per bag

Item	Gauge	Dimensions	Color
<b>733-701</b>	22-16	0.250"	Red
<b>733-702</b>	16-14	0.250"	Blue



#### Pin Terminal

- ▶ Vinyl, brass
- ▶ Maximum electrical rating of 105°C, 600V
- ▶ 100 units per bag

Item	Gauge	Dimensions	Color
<b>733-711</b>	22-16	0.075"	Red
<b>733-712</b>	16-14	0.075"	Blue
<b>733-713</b>	12-10	0.110"	Blue



### Terminals

#### Spade

- ▶ Vinyl, Copper
- ▶ Maximum electrical rating of 105°C, 600V
- ▶ 100 units per bag

Item	Gauge	Stud	Color
<b>732-201</b>	22-18	4-6	Red
<b>732-202</b>	16-14	4-6	Blue
<b>732-203</b>	12-10	4-6	Yellow
<b>732-222</b>	16-14	8-10	Blue
<b>732-223</b>	12-10	8-10	Yellow



## CONNECTORS



Item	Gauge	Stud	Color
732-001	22-18	6	-
732-002	16-14	6	-
732-011	22-18	8	-
732-012	16-14	8	-
732-013	12-10	8	-
732-021	22-18	10	-
732-022	16-14	10	-
732-023	12-10	10	-
732-025	8	10	-
732-031	22-18	1/4"	-
732-032	16-14	1/4"	-
732-033	12-10	1/4"	-
732-035	8	1/4"	-
732-036	6	1/4"	-
732-042	16-14	5/16"	-
732-043	12-10	5/16"	-
732-045	8	5/16"	-
732-046	6	5/16"	-
732-052	16-14	3/8"	-
732-053	12-10	3/8"	-
732-055	8	3/8"	-
732-056	6	3/8"	-

### Terminals

#### Ring - non-insulated

- ▶ Copper
- ▶ 100 units per bag



Item	Gauge	Stud	Color
732-101	22-18	4-6	Red
732-102	16-14	4-6	Blue
732-103	12-10	8-10	Yellow
732-111	22-18	8-10	Red
732-112	16-14	6-8	Blue
732-113	12-10	10	Yellow
732-121	22-18	1/4"	Red
732-122	16-14	8-10	Blue
732-132	16-14	1/4"	Blue
732-133	12-10	1/4"	Yellow
732-141	22-18	5/16"	Red
732-142	16-14	5/16"	Blue
732-143	12-10	5/16"	Yellow
732-151	22-18	3/8"	Red
732-152	16-14	3/8"	Blue
732-153	12-10	3/8"	Yellow
732-163	12-10	1/2"	Yellow

#### Ring insulated

- ▶ Vinyl, copper
- ▶ Maximum electrical rating of 105°C, 600V
- ▶ 100 units per bag

## SOLENOIDS, CIRCUIT BREAKERS AND TERMINAL BLOCKS

### Solenoids

- ▶ 3 poles
- ▶ 5/16"-24 Thread
- ▶ 12V

**712-101** ▶  
Cole Hersee®  
24106



**712-113** ▶



- ▶ 4 poles
- ▶ 12V

**712-103** ▶  
Cole Hersee®  
24143



**712-111** ▶



### Circuit Breakers

#### With bracket

- ▶ 12V DC
- ▶ Cole Hersee®

Item	Amperage	Cole Hersee®
<b>712-131</b>	6A	30055-6
<b>712-191</b>	15A	30055-15
<b>712-121</b>	20A	30055-20
<b>712-127</b>	25A	30055-25
<b>712-141</b>	30A	30055-30
<b>712-143</b>	40A	30055-40



#### No mounting bracket

- ▶ 12V DC
- ▶ Cole Hersee®

Item	Amperage	Cole Hersee®
<b>712-123</b>	15A	30056-15
<b>712-125</b>	30A	30056-30



### Terminal Blocks

- ▶ 4 contacts
- ▶ Cole Hersee®

**713-101** ▶  
M-426



**713-103** ▶  
4758



## PILOT LIGHTS AND ROCKER SWITCHES



◀ **710-101**  
Red  
PL-20-RC



◀ **710-103**  
Green  
PL-20-GC



◀ **710-105**  
Red  
PL-36-RC



◀ **710-107**  
Red  
PL-19-RC



◀ **710-109**  
Blue  
PL-19-BC

### Pilot Lights

- ▶ Cole Hersee®
- ▶ Bulb #53 supplied
- ▶ 12V



◀ **710-171**  
Green  
58328-11



◀ **710-173**  
Red  
52328-04



◀ **710-201**  
End section  
82159-1



◀ **710-203**  
Center section  
82159-2

### Rocker Switches

- ▶ Cole Hersee®
- ▶ 3 blades
- ▶ 25A à 12V DC

### Switches

#### Toggle

- ▶ Cole Hersee®
- ▶ 2 blades
- ▶ 12V

**710-121** ▶  
25A at 12V DC  
5582



**710-131** ▶  
10A at 12V DC  
5558



**710-151** ▶  
10A at 12V DC  
5543



**710-175** ▶  
3 blades  
25A at 12V DC  
55015-03



**710-255** ▶  
For 6-36V DC  
75907



#### Push Button

- ▶ Cole Hersee®
- ▶ 2 blades
- ▶ 12V

**710-251** ▶  
10A at 12V DC  
91800



**710-253** ▶  
10A at 12V DC  
M-608



## SWITCHES

### Switches

#### Momentary

- ▶ Cole Hersee®
- ▶ 12V DC



◀ **711-121**  
2 blades  
10A at 12V DC  
9055

◀ **711-131**  
35A at 12V DC  
90030

◀ **711-141**  
9245

◀ **710-151**  
2 blades  
35A at 12V DC  
9055

#### Push-Pull

- ▶ Cole Hersee®
- ▶ 2 blades



◀ **711-101**  
10A at 6-36V  
5007

## CABLE TIES AND CLAMPS

### Cable Ties

#### Black Cable Ties

- ▶ Nylon 6/6
- ▶ UL94V-2
- ▶ 100 units per bag
- ▶ UV resistant

Item	Length	Width	Capacity
720-101	4"	0.10"	18 lb
720-103	5.5"	0.14"	40 lb
720-105	8"	0.19"	50 lb
720-107	11.7"	0.19"	50 lb
720-109	14.5"	0.19"	50 lb
720-111	11.5"	0.30"	120 lb
720-113	14.5"	0.30"	120 lb
720-115	30.3"	0.35"	175 lb



#### White Cable Ties

- ▶ Nylon 6/6
- ▶ UL94V-2
- ▶ 100 units per bag

Item	Length	Width	Capacity
720-001	4"	0.10"	18 lb
720-003	5.5"	0.14"	40 lb
720-005	8"	0.19"	50 lb
720-007	11.7"	0.19"	50 lb
720-009	14.5"	0.19"	50 lb
720-011	11.5"	0.30"	120 lb
720-013	14.5"	0.30"	120 lb
720-015	30.3"	0.35"	175 lb



#### Black Cable Clamps

- ▶ Nylon 6/6
- ▶ UL94V-2
- ▶ 100 units per bag
- ▶ UV resistant

Item	Diameter	Width
723-101	1/4"	3/8"
723-103	5/16"	3/8"
723-105	3/8"	3/8"
723-107	1/2"	1/2"
723-109	5/8"	1/2"
723-111	3/4"	1/2"
723-113	1"	1/2"



#### White Cable Clamps

- ▶ Nylon 6/6
- ▶ UL94V-2
- ▶ 100 units per bag

Item	Diameter	Width
723-001	1/4"	3/8"
723-003	5/16"	3/8"
723-005	3/8"	3/8"
723-007	1/2"	1/2"
723-009	5/8"	1/2"
723-011	3/4"	1/2"
723-013	1"	1/2"





## CABLE PROTECTORS



Item	Diameter ID	Hole	Cole Hersee
713-901	0.562"	0.281"	31234
713-903	0.750"	0.250"	31235
713-905	1.187"	0.343"	31237

### Cable Clamps

#### Metal Cable Clamps

- ▶ Cole Hersee
- ▶ 100 units per bag



Item	Length	Diameter	Ratio
715-001	48"	1/8"	3:1
715-003	48"	3/16"	3:1
715-005	48"	1/4"	3:1
715-007	48"	3/8"	3:1
715-009	48"	1/2"	3:1
715-011	48"	3/4"	3:1

### Cable Protectors

#### Heat Shrinking Tubes

- ▶ Dual wall with adhesive
- ▶ Operation temperature from -55°C to 85°C
- ▶ 20 units per bag



Item	Diameter	Length
705-501	1/4"	100'
705-506	3/8"	100'
705-516	1/2"	100'
705-521	5/8"	100'
705-526	3/4"	100'

### Split Looms

- ▶ Polyethylene
- ▶ Maximum temperature of 100°C



Item	Dimensions	Color	Usage
940-501	3/4" x 60'	Black	Multipurpose
940-503	3/4" x 60'	White	Codification
940-505	3/4" x 60'	Red	Codification
940-507	3/4" x 60'	Green	Codification
940-509	3/4" x 60'	Blue	Codification
940-511	3/4" x 60'	Yellow	Codification

### 3M Electrical Tape

#### Only for 940-501

- ▶ -10°C to 80°C
- ▶ Maximum of 600V
- ▶ CSA / UL approved

## FEDERAL LIGHTING EQUIPMENT LOCATION REQUIREMENTS

J-Lite™ is committed to your safety and offers state-of-the-art products that meet SAE/DOT standards. Nevertheless, to be informed on all lighting equipment requirements, we recommend that you go on [www.tc.gc.ca](http://www.tc.gc.ca) and you will be on the official Transport Canada website.



**IMPORTANT NOTE:** Every lamp, reflector, and conspicuity treatment must be permanently attached in the location specified below and must comply with all applicable requirements prescribed for it by FMVSS/CMVSS 108. The face of any device on the front/rear and sides should be, respectively, perpendicular and parallel to the vehicle's centreline, unless it is photochromatically certified at installation angle. No part of the vehicle shall prevent any device from meeting the prescribed requirements unless an auxiliary device meeting all prescribed requirements is installed.

**IN CANADA:** Manufacturers and importers of vehicles must have the proper certification test records demonstrating compliance of lighting components with all prescribed requirements.

### BASIC EQUIPMENT REQUIRED ON ALL TRUCKS, BUSES & MPVs

Area	Equipment	Description SAE Code	Functional Purpose	MANDATORY REQUIREMENTS			
				Quantity	Color	Location	Height (width) from the ground
1	Headlamps - Lower Beam	(L, H8)	Forward road illumination	Minimum 2	White	On the front - symmetrical as far apart as practicable	500-1075 (20-342)
	Headlamps - Upper Beam	(L, H9)	Forward road illumination	Minimum 2	White	On the front - symmetrical as far apart as practicable	500-1075 (20-342)
	Headlamps - Lower Beam	(L, H8)	Forward road illumination	Minimum 2	White	On the front - symmetrical as far apart as practicable	500-1075 (20-342)
	Headlamps - Upper Beam	(L, H9)	Forward road illumination	Minimum 2	White	On the front - symmetrical as far apart as practicable	500-1075 (20-342)
	Daytime Running Lamps (DRL)	(D)	Indicates parked vehicle	Minimum 2	White or amber	On the front - symmetrical as far apart as practicable	300-1520 (15-72)
	Daytime Running Lamps (DRL)	(D)	Indicates in-use vehicle	Minimum 2	White or amber	On the front - symmetrical as far apart as practicable	300-1520 (15-72)
	Front Turn Signal	(T)	Indicates direction of turn	Minimum 2	Amber	On the front - symmetrical as far apart as practicable	300-1520 (15-72)
	Front Warning Lamps	(W)	Show vehicle's width	Minimum 2	Amber	At the front - one on each side of the front fender	No height as practicable
	Front Identification Lamps (FID)	(FID)	Indicate presence of a wide vehicle	Exactly 2	Amber	On the front - center horizontally spaced 750 mm (30 in.) to 300 mm (12 in.) apart	As high as practicable at or top of the cab
	Front Side Marker Lamps (FSL)	(M)	Indicate vehicle's width	Minimum 2	Amber	Each side at front	300-1110 (10-360)
	Front Side Reflector	(R)	Indicate vehicle's width	Minimum 2	Amber	Each side at front as far forward as practicable being allowed	300-1110 (10-360)
2	Front Side Marker Lamps (FSL)	(M)	Indicate vehicle's width	Minimum 2	Red	Each side at rear	300-1110 (10-360)
	Front Side Reflector	(R)	Indicate vehicle's width	Minimum 2	Red	Each side at rear as far back as practicable being allowed	300-1110 (10-360)
	Rear Turn Signal	(T)	Indicates direction of turn	Minimum 2	Amber	On the rear - symmetrical as far apart as practicable	300-1520 (15-72)
	Rear Warning Lamps	(W)	Show vehicle's width	Minimum 2	Amber	At the rear - one on each side of the rear fender	No height as practicable
	Rear Identification Lamps (RID)	(RID)	Indicate presence of a wide vehicle	Exactly 2	Red	On the rear - center horizontally spaced 750 mm (30 in.) to 300 mm (12 in.) apart	As high as practicable at or top of the cab
	Rear Side Marker Lamps (RSL)	(M)	Indicate vehicle's width	Minimum 2	Red	Each side at rear	300-1110 (10-360)
	Rear Side Reflector	(R)	Indicate vehicle's width	Minimum 2	Red	Each side at rear as far back as practicable being allowed	300-1110 (10-360)
	Rear Turn Signal	(T)	Indicates direction of turn	Minimum 2	Amber	On the rear - symmetrical as far apart as practicable	300-1520 (15-72)
	Rear Warning Lamps	(W)	Show vehicle's width	Minimum 2	Amber	At the rear - one on each side of the rear fender	No height as practicable
	Rear Identification Lamps (RID)	(RID)	Indicate presence of a wide vehicle	Exactly 2	Red	On the rear - center horizontally spaced 750 mm (30 in.) to 300 mm (12 in.) apart	As high as practicable at or top of the cab
	Rear Side Marker Lamps (RSL)	(M)	Indicate vehicle's width	Minimum 2	Red	Each side at rear	300-1110 (10-360)
Rear Side Reflector	(R)	Indicate vehicle's width	Minimum 2	Red	Each side at rear as far back as practicable being allowed	300-1110 (10-360)	
3	Backup Lamp	(B)	Illuminate ground behind the vehicle and alert rear users	Minimum 1	White	Rear	No requirement
	License Plate Lamp(s)	(L)	Illuminate license plate	Minimum 1	White	On the rear - above or at the sides of license plate	No requirement
	Center High Mounted Stop Lamp	(CHMSL)	Indicates braking	1	Red	On the rear - centreline of the vehicle	300-1240 (10-400)
	Third Brake Lamp	(TBL)	Indicates braking	1	Red	On the rear - centreline of the vehicle	300-1240 (10-400)
	Front Fog Lamp	(F)	Forward road illumination	Minimum 2	White	On the front - symmetrical as far apart as practicable	500-1075 (20-342)
	Rear Fog Lamp	(R)	Rearward road illumination	Minimum 2	White	On the rear - symmetrical as far apart as practicable	500-1075 (20-342)
	Front Fog Lamp	(F)	Forward road illumination	Minimum 2	White	On the front - symmetrical as far apart as practicable	500-1075 (20-342)
	Rear Fog Lamp	(R)	Rearward road illumination	Minimum 2	White	On the rear - symmetrical as far apart as practicable	500-1075 (20-342)
	Front Fog Lamp	(F)	Forward road illumination	Minimum 2	White	On the front - symmetrical as far apart as practicable	500-1075 (20-342)
	Rear Fog Lamp	(R)	Rearward road illumination	Minimum 2	White	On the rear - symmetrical as far apart as practicable	500-1075 (20-342)
	Front Fog Lamp	(F)	Forward road illumination	Minimum 2	White	On the front - symmetrical as far apart as practicable	500-1075 (20-342)

### ADDITIONAL EQUIPMENT FOR SPECIFIC VEHICLES

**VEHICLES 6.1m (20 FT.) LONG OR LONGER**

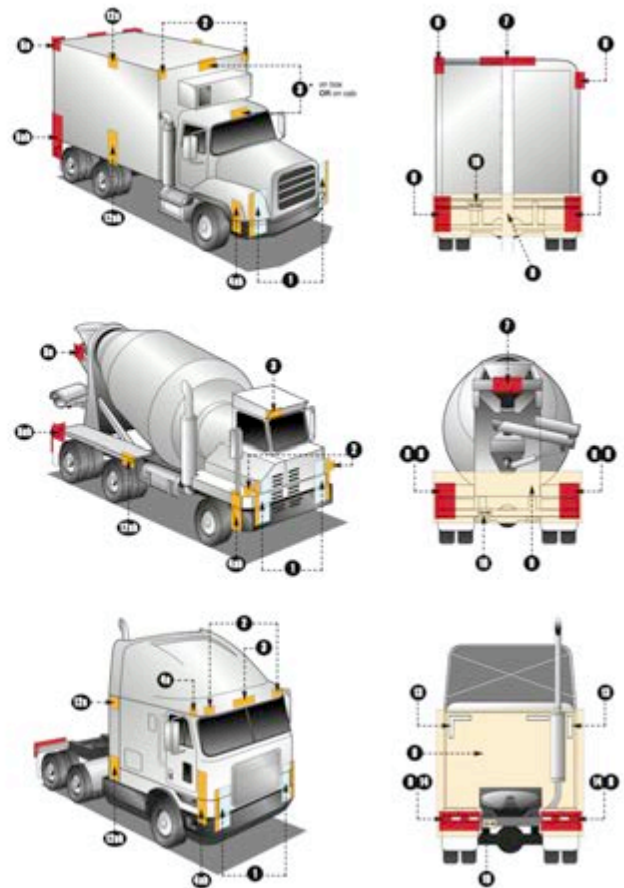
Area	Equipment	Description SAE Code	Functional Purpose	Quantity	Color	Location	Height (width) from the ground
12	Intermediate Side Marker Lamps	(M)	Indicate presence of a long vehicle	Minimum 2	Amber	Each side rear center	300-1110 (10-360)
	Intermediate Side Reflector	(R)	Indicate presence of a long vehicle	Minimum 2	Amber	Each side rear center	300-1110 (10-360)

### Truck Tractors

Area	Equipment	Description SAE Code	Functional Purpose	Quantity	Color	Location	Height (width) from the ground	Options
13	Rear Upper Marker	(M)	Indicate presence of a long vehicle	Exactly 2 units of 200mm each	White	Rear upper corners of rear fender	As high as practicable	
	Rear Lower Marker	(M)	Indicate presence of a long vehicle	Exactly 2 units of 200mm each	White	Rear lower corners of rear fender	As high as practicable	
14	Rear Warning	(W)	Show vehicle's width	Exactly 2 units of 200mm each	White	Rear - being upward - on fenders, or just below the fenders, or within 200mm below the top of rear fender	As high as practicable and not higher than 100mm from the ground	If dual fenders used on the rear or having intermediate fenders

**NOTE:** The edge of red conspicuity tape shall not be closer than 75 mm to the edge of any amber lamp and the edge of white conspicuity tape shall not be closer than 75 mm to the edge of any lamp.

For more information contact: National Highway Traffic Safety Administration Office of Safety Performance Standards, Transport Canada, Motor Vehicle Safety Enforcement Branch. Attention: Richard Van Idenburg, Attention: Compliance Engineering. Fax: 202-366-4329, Fax: 613-968-4821.



Source : Federal Lighting Equipment Location Requirements

Trucks, buses, MPV's :

<http://www.tc.gc.ca/publications/EN/TP14116/PDF%5CHR/TP14116E.PDF>

Trailers :

<http://www.tc.gc.ca/publications/EN/TP14117/PDF%5CHR/TP14117E.PDF>

Transports Canada, February 2007

Reproduced with the authorization of the Canadian Public Works and Government Services Ministry, 2007



## ALPHANUMERICAL INDEX

Item	Page	Item	Page	Item	Page	Item	Page	Item	Page	Item	Page
700-101	24	701-366	6	702-158	44	702-521	44	703-815	30	706-413	50
700-203	39	701-367	6	702-159	44	702-523	44	703-817	30	706-415	50
700-213	39	701-368	6	702-161	11	702-531	44	704-405	25	706-417	50
700-223	40	701-369	6	702-163	11	702-533	44	704-408	25	706-501	51
700-233	40	701-371	11	702-171	11	702-541	44	704-409	25	706-701	46
700-243	40	701-373	11	702-173	11	702-601	26	704-409	45	706-703	46
700-263	40	701-401	5	702-178	44	702-603	26	704-451	25	706-706	46
700-273	41	701-403	5	702-179	44	702-606	26	704-453	25	710-101	62
700-301	41	701-411	5	702-201	18	702-611	26	704-455	25	710-103	62
700-311	41	701-413	5	702-203	18	702-616	27	704-456	25	710-105	62
700-321	41	701-501	8	702-221	19	702-621	26	704-457	25	710-107	62
700-403	37	701-503	8	702-223	19	702-631	27	704-571	30	710-109	62
700-413	37	701-511	10	702-225	19	702-636	27	704-572	30	710-121	63
700-603	37	701-513	10	702-231	19	702-641	27	704-581	30	710-121	63
700-613	37	701-521	12	702-233	19	702-651	27	704-601	22	710-131	63
700-623	37	701-523	12	702-235	19	702-901	45	704-603	22	710-151	63
700-703	38	701-531	16	702-250	44	702-902	45	704-611	22	710-151	64
700-713	38	701-533	16	702-251	44	702-906	45	704-621	23	710-171	62
700-723	38	701-551	17	702-301	14	702-907	45	704-631	23	710-173	62
700-733	39	701-553	17	702-303	14	702-908	45	704-651	22	710-175	63
700-743	38	701-563	18	702-305	14	702-909	45	704-655	22	710-201	62
700-753	39	701-701	7	702-311	15	702-910	45	704-661	22	710-203	62
701-041	24	701-703	7	702-313	15	702-911	45	704-665	22	710-251	63
701-051	24	701-711	7	702-315	15	702-912	45	704-671	23	710-253	63
701-101	13	701-713	7	702-331	14	702-916	45	704-672	23	710-255	63
701-103	13	701-751	20	702-333	14	702-924	45	704-673	23	711-101	64
701-105	13	701-753	20	702-341	15	702-925	45	704-674	23	711-121	64
701-121	17	701-755	20	702-343	15	702-931	45	704-701	28	711-131	64
701-123	17	701-758	44	702-350	44	702-931	45	704-706	28	711-141	64
701-125	17	701-761	20	702-351	44	702-932	45	704-709	28	712-101	61
701-181	13	701-763	20	702-401	6	702-935	45	704-711	28	712-103	61
701-183	13	701-781	21	702-403	6	702-936	45	704-716	28	712-111	61
701-191	12	701-783	21	702-411	4	702-955	45	704-721	29	712-113	61
701-193	12	701-791	21	702-413	4	702-956	45	704-726	29	712-121	61
701-220	12	701-793	21	702-421	5	702-957	45	704-729	29	712-123	61
701-221	12	701-795	21	702-423	5	702-958	45	704-731	29	712-125	61
701-223	12	701-804	32	702-431	8	702-959	45	704-736	29	712-127	61
701-250	16	701-806	32	702-433	8	703-101	31	704-781	28	712-131	61
701-251	16	701-808	33	702-435	8	703-103	31	704-786	28	712-141	61
701-253	16	701-816	33	702-437	8	703-111	31	705-501	66	712-143	61
701-261	16	701-818	33	702-441	10	703-121	31	705-506	66	712-191	61
701-263	16	701-826	32	702-443	10	703-131	31	705-516	66	713-101	61
701-271	12	701-828	33	702-445	10	703-178	44	705-521	66	713-103	61
701-273	12	701-871	31	702-447	10	703-551	44	705-526	66	713-901	66
701-281	16	701-872	31	702-451	13	703-556	44	706-001	47	713-903	66
701-283	16	702-101	6	702-453	13	703-701	35	706-006	47	713-905	66
701-285	24	702-103	6	702-455	13	703-703	35	706-008	47	715-001	66
701-291	12	702-105	6	702-461	17	703-711	35	706-101	47	715-003	66
701-293	12	702-108	44	702-463	17	703-713	35	706-106	47	715-005	66
701-295	24	702-121	4	702-465	17	703-721	35	706-108	47	715-007	66
701-301	8	702-123	4	702-471	7	703-723	35	706-201	47	715-009	66
701-303	8	702-125	4	702-473	7	703-731	35	706-208	47	715-011	66
701-311	10	702-128	44	702-481	7	703-732	35	706-211	48	715-011	66
701-313	10	702-131	5	702-483	7	703-733	35	706-216	48	720-001	65
701-341	4	702-133	5	702-489	44	703-734	35	706-301	49	720-003	65
701-343	4	702-135	5	702-491	21	703-741	35	706-303	49	720-005	65
701-351	5	702-137	44	702-493	21	703-743	35	706-305	49	720-007	65
701-353	5	702-138	44	702-495	21	703-751	35	706-307	48	720-009	65
701-361	6	702-139	44	702-499	44	703-753	35	706-309	49	720-011	65
701-362	6	702-141	9	702-501	44	703-761	35	706-311	49	720-013	65
701-363	6	702-143	9	702-503	44	703-763	35	706-401	51	720-015	65
701-364	6	702-151	9	702-511	44	703-805	30	706-406	51		
701-365	6	702-153	9	702-513	44	703-807	30	706-411	50		



Item	Page	Item	Page	Item	Page	Item	Page	Item	Page
720-101	65	732-103	60	735-106	55	737-209	55	940-509	66
720-103	65	732-112	60	735-107	55	737-300	54	940-511	66
720-105	65	732-113	60	735-108	55	737-301	54		
720-107	65	732-121	60	735-109	55	737-302	54		
720-109	65	732-122	60	735-200	54	737-303	54		
720-111	65	732-131	60	735-201	54	737-304	54		
720-113	65	732-132	60	735-202	54	737-305	55		
720-115	65	732-133	60	735-203	54	737-306	55		
723-001	65	732-141	60	735-204	54	737-307	55		
723-003	65	732-142	60	735-205	55	737-308	55		
723-005	65	732-143	60	735-206	55	737-309	55		
723-007	65	732-151	60	735-207	55	737-400	54		
723-009	65	732-152	60	735-208	55	737-401	54		
723-011	65	732-153	60	735-209	55	737-402	54		
723-013	65	732-163	60	735-300	54	737-403	54		
723-101	65	732-201	59	735-301	54	737-404	54		
723-103	65	732-202	59	735-302	54	737-405	55		
723-105	65	732-203	59	735-303	54	737-406	55		
723-107	65	732-222	59	735-304	54	737-407	55		
723-109	65	732-223	59	735-305	55	737-500	54		
723-111	65	733-001	58	735-306	55	737-501	54		
723-113	65	733-002	58	735-307	55	737-502	54		
731-001	56	733-011	58	735-308	55	737-503	54		
731-002	56	733-012	58	735-309	55	737-505	55		
731-003	56	733-021	58	735-400	54	737-506	55		
731-005	56	733-022	58	735-401	54	737-507	55		
731-006	56	733-023	58	735-402	54	738-101	52		
731-101	56	733-101	58	735-403	54	738-102	52		
731-102	56	733-102	58	735-404	54	738-103	52		
731-103	56	733-111	58	735-405	55	738-104	52		
731-201	56	733-112	58	735-406	55	738-105	52		
731-202	56	733-121	58	735-407	55	738-106	53		
731-203	56	733-122	58	735-500	54	738-107	53		
731-221	56	733-123	58	735-501	54	738-111	52		
731-222	56	733-401	58	735-502	54	738-112	52		
731-223	56	733-402	58	735-503	54	738-113	52		
731-251	57	733-403	58	735-505	55	738-114	52		
731-252	57	733-412	58	735-506	55	738-115	52		
731-253	57	733-451	58	735-507	55	738-116	53		
732-001	60	733-452	58	735-600	54	738-117	53		
732-002	60	733-453	58	735-605	55	738-504	53		
732-011	60	733-462	58	735-606	55	810-000	34		
732-012	60	733-701	59	735-700	54	810-100	34		
732-013	60	733-702	59	735-705	55	810-150	34		
732-021	60	733-711	59	737-100	54	810-200	34		
732-022	60	733-712	59	737-101	54	811-000	34		
732-023	60	733-713	59	737-102	54	811-200	34		
732-025	60	733-751	57	737-103	54	812-100	34		
732-031	60	733-752	57	737-104	54	812-156	34		
732-032	60	733-753	57	737-105	55	812-200	34		
732-033	60	733-761	57	737-106	55	812-206	34		
732-035	60	733-771	57	737-107	55	813-100	34		
732-036	60	733-781	57	737-108	55	813-200	34		
732-042	60	733-791	57	737-109	55	814-200	34		
732-043	60	733-801	57	737-200	54	815-100	34		
732-045	60	733-802	57	737-201	54	815-150	34		
732-046	60	733-803	57	737-202	54	815-175	34		
732-052	60	735-100	54	737-203	54	815-200	34		
732-053	60	735-101	54	737-204	54	816-200	34		
732-055	60	735-102	54	737-205	55	940-501	66		
732-056	60	735-103	54	737-206	55	940-503	66		
732-101	60	735-104	54	737-207	55	940-505	66		
732-102	60	735-105	55	737-208	55	940-507	66		



A large, empty area with horizontal ruling lines, intended for taking notes.